

SAGAY WATER DISTRICT

Sagay City Negros Occidental

CASH FLOW PROJECTION CY-2013

Connections (Year End)	10,262
Market Growth/year	840
Consumption/connection	20
Billed Water (cu.m.)	2,370,480
%Rate Increase	0
CE	95%

RECEIPTS:

Water Sales	P 41,070,301.20
Other Receipts	4,099,318.00
total	P <u>45,169,619.20</u> ✓

DISBURSEMENT:

Administrative Division	P 16,149,486.00
Production Division	19,944,307.88
Commercial Division	4,588,278.00 ✓

Sub-total	P <u>40,682,071.88</u>
-----------	------------------------

OTHERS:

Debt Service	338,292.00
CAPEX	<u>11,760,000.00</u>

Sub-total	P 12,098,292.00
-----------	-----------------

TOTAL DISBURSEMENT

P <u>52,780,363.88</u> ✓

NET RECEIPTS

(7,610,744.68)

ADD: CASH BALANCE BEGINNING


12,757,012.00 - 14,074,377 -


CASH BALANCE END

P <u>5,146,267.32</u>


Prepared by:

Verified by:


MARIE ANGELINE B. DIVINAGRACIA
Acctg. Processor B


ANABELLE A. SALCEDO
Corp. Budget Analyst- A

Noted by:


MANFRED M. FUENTESFINA
General Manager C